

HGT100

HYDRAULIC PATCH FITTING

Product Features :

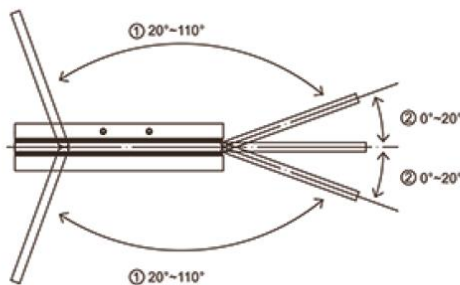
- Fixed power size 3 EN compliance.
- Adjustable closing & latching speed.
- Maximum door opening angle at 180°
- Maximum door control opening angle at 110°
- Mechanical hold-open at 90°
- Non hold open is available by order.



Finishes:

- PSS : Polished stainless steel.
- SSS : Satin hairline stainless steel.
- Pastic cover in different color/finish by order.

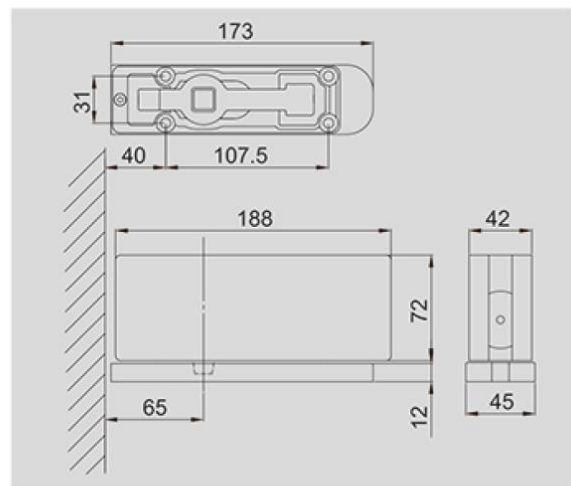
Power size	3
Max. Door width (mm)	1000
Max. Door Weight (kg)	100
Available glass thickness (mm)	10~13.5



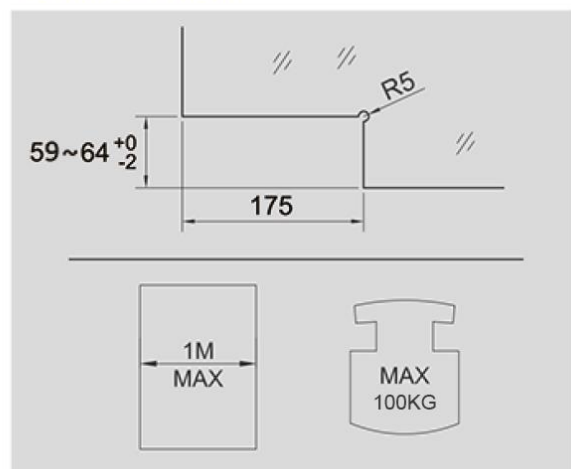
Application Ranges:

- Suitable for single & double action door.
- Available for light & medium duty door.
- Adjustable Closing & Latching Speed.
- Two non-critical control valves provide dual speed hydraulic closing.

Dimensions



Glass Cutout



HGT100 HYDRAULIC PATCH FITTING

INSTALLATION & ADJUSTMENT INSTRUCTIONS

Unit:mm

A*	B*	C*								
D*	E*	F*								
G*										
			H*			I*				
			2.5mm-1PC				1.0mm-4PCS			
			0.5mm-2PCS							
4PCS	4PCS	4PCS	1PC			1PC				
7PCS	1PC	1PC	1PC			1PC				

T	0.5mm		1mm		2.5t
	L	R	L	R	L
10	1	1	1	1	1
12	1	1	0	0	1
13.5	1	0	1	0	1